

Polly Hill Campground

Polly Hill Campground is nestled among the trees on top of a forested hill. The campground offers modern tent and trailer campsites (electric, non-electric, full-hookup, pull-thru, and pet-friendly), deluxe cottages, camping cottages, restrooms with warm showers, sanitary dump station, firewood sales, and an open field. The amphitheater, trails, and organized group tenting area are just outside of the campground.

Two camping cottages and three deluxe cottages sleep five people in double beds or single bunk beds. Cottages each have a dining table, chairs, porch, electric heat, lights, and outlets. Deluxe cottages also have a microwave, stovetop, and refrigerator. Deluxe Cottage A allows up to two dogs and is ADA accessible.

CAMPING SEASON: This campground is open year round.

RESERVATIONS: Most campsites in Pennsylvania state parks can be reserved 11 months in advance to noon of the day of arrival. Campers without a reservation arriving after noon should check at the contact station or near the campground entrance for instructions.

Reservations can be made using MasterCard, VISA, American Express, and Discover credit cards; personal, traveler's, and cashier's checks; or a Pennsylvania State Parks Gift Card. To receive a confirmed reservation, full payment must be received within ten days of making the reservation.

For reservations, call the Pennsylvania State Parks Reservation Center at 888-PA-PARKS (888-727-2757), Monday to Saturday, 7:00 AM to 5:00 PM or visit <http://pennsylvaniastateparks.reserveamerica.com>.

CAMPSITE ISSUING: Advance reservations are available for almost all campsites. Unreserved sites are available on a first-come, first-served basis. If an employee is not available, read posted instructions and check the site availability listing.

The appropriate fee must be paid to a park employee or deposited in a supplied honor system envelope before setting up on a campsite.

CHANGES AND CANCELLATIONS: Cancellations, changes, or transfers to reservations will be assessed a fee and can be made prior to arrival by the Pennsylvania State Parks Reservation Center.

Any cancellation, change, or transfer made upon arrival must be processed through the state park. For complete information on fees, cancellations, changes, transfers, and discount policies, view the Reservation Cancellation/Change Policy at the website above in the "Reservations" section.

Campground Rules

CHECK-IN/CHECK-OUT TIME: Check-in time is 3:00 PM. Campsites must be vacated by 3:00 PM. Cottages must be vacated by 10:00 AM.

ALCOHOLIC BEVERAGES: Alcoholic beverages are prohibited in all Pennsylvania state parks.

PETS: Pets are permitted at designated campsites in this campground and Deluxe Cottage A. Please contact the park office or contact station for pet guidelines.

Pets are prohibited in swimming areas, buildings, and all overnight facilities not participating in the pet program. Guide dogs and service dogs are not considered pets.

QUIET HOURS: Campers must not disturb the sleep of others between 9:00 PM and 8:00 AM.

NOISE: Operation of electric generators that create excessive noise is prohibited.

OCCUPANCY: Site occupancy is limited to one family unit (persons living under one household) or five unrelated people per site. Occupants must include at least one person 18 years of age or older at all times.

MOTOR VEHICLES: Park only in designated areas. Only one vehicle is permitted at a campsite in addition to a camping unit. If permitted, additional vehicles can park on the camping spur for a fee or in the second car parking area at no charge.

VISITORS: Visitors are welcome on campsites from 8:00 AM to 10:00 PM.

MINIMUM/MAXIMUM CAMPING PERIOD: Campers may stay in a state park campground up to 14 consecutive nights from Memorial Day to Labor Day. If reserving a Saturday during the summer season, a two-night minimum stay is required. Campers may camp up to 21 consecutive nights during the remainder of the year.

HUNTING: Use **extreme caution** with firearms at all times. Other visitors use the park during hunting seasons. Firearms and archery equipment used for hunting may be uncased and ready for use only in authorized hunting areas during hunting seasons. In areas not open to hunting or during non-hunting seasons, firearms and archery equipment shall be kept in the owner's vehicle or enclosed trailer. Exceptions include: law enforcement officers and individuals with a valid *Pennsylvania License to Carry Firearms* are authorized to carry a firearm concealed on their person while they are within a state park.

Protect and Preserve Our Parks

Please make your visit safe and enjoyable. Obey all posted rules and regulations and respect fellow visitors and the resources of the park.

- Be prepared and bring the proper equipment. Natural areas may possess hazards. Your personal safety and that of your family are your responsibility.

- Please camp only in designated areas and minimize your impact on the campsite.

- Prevent wild fires. Fires are only permitted in fire rings or grills. Gas and propane camp stoves are permitted. Fires must be attended at all times and extinguished before leaving a campsite. Properly dispose of hot coals.

- Firewood is not provided. Firewood may be purchased by campsite 28 from the Friends of Ryerson Station State Park. Cutting live or standing trees and the operation of chainsaws are prohibited.

- Firewood Advisory: Firewood may contain non-native insects and plant diseases. Bringing firewood into the park from other areas may accidentally spread pest insects and diseases that threaten park resources and the health of our forests. Use local firewood. Do not take wood home and do not leave firewood. Burn it!

- Handwashing and dishwashing are permitted only where appropriate facilities are available. Washing is prohibited at water spigots, hand pumps, springs, lakes, and streams.

- Because uncontrolled pets may chase wildlife or frighten visitors, pets must be physically controlled, attended at all times, and on a leash, caged, or crated. Electronic fences and leashes are prohibited.

- Do your part to keep wildlife wild! Enjoy wildlife from a safe distance and do not feed or approach wild animals. Human food is unhealthy for animals and animals dependent on human food can lead to dangerous human-animal encounters.

- Please recycle. Place trash accumulated during your stay in proper receptacles or take it home with you.



Access for People with Disabilities

This publication text is available in alternative formats. If you need an accommodation to participate in park activities due to a disability, please contact the park you plan to visit.

Modern Camping

Ryerson Station State Park

Polly Hill Campground



217 McNay Ridge Road
Wind Ridge, PA 15380
GPS DD: Lat. 39.89029 Long. -80.43947
724-428-4254
RyersonStationSP@pa.gov

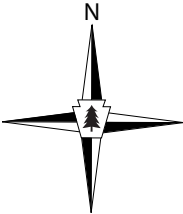
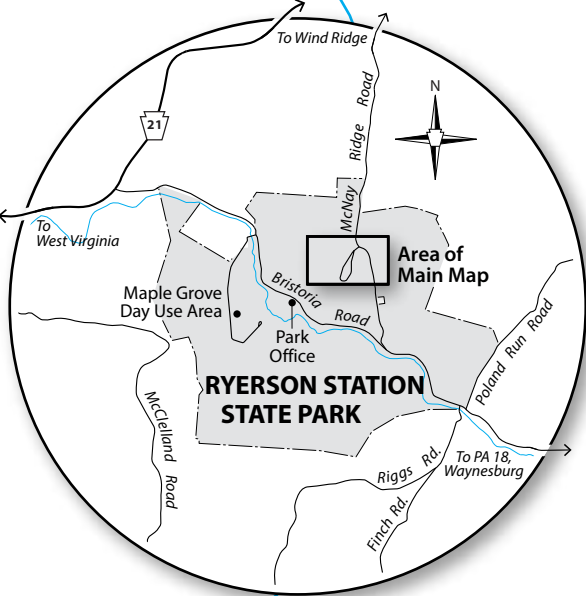
Reservations:
888-PA-PARKS
dcnr.pa.gov/StateParks

RYERSON STATION STATE PARK

Polly Hill Campground

Park Office
361 Bristoria Road
Wind Ridge, PA 15380
724-428-4254

Campground 911 Address
217 McNay Ridge Road
Wind Ridge, PA 15380



LEGEND

Electric Site: 50 Amp

Full-hookup: Sewer, Water, and Electric

Non-electric Site/ Tent Camping Only

Pull-thru Site

Camping Cottage

Deluxe Camping Cottage

Organized Group Tenting

Pet Camping

Water

Showers/Restrooms

Non-flush Restrooms

ADA Accessible

Firewood Sales

Amphitheater

Picnic Pavilion

Sanitary Dump Station

Paved Road

Unpaved Road

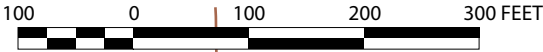
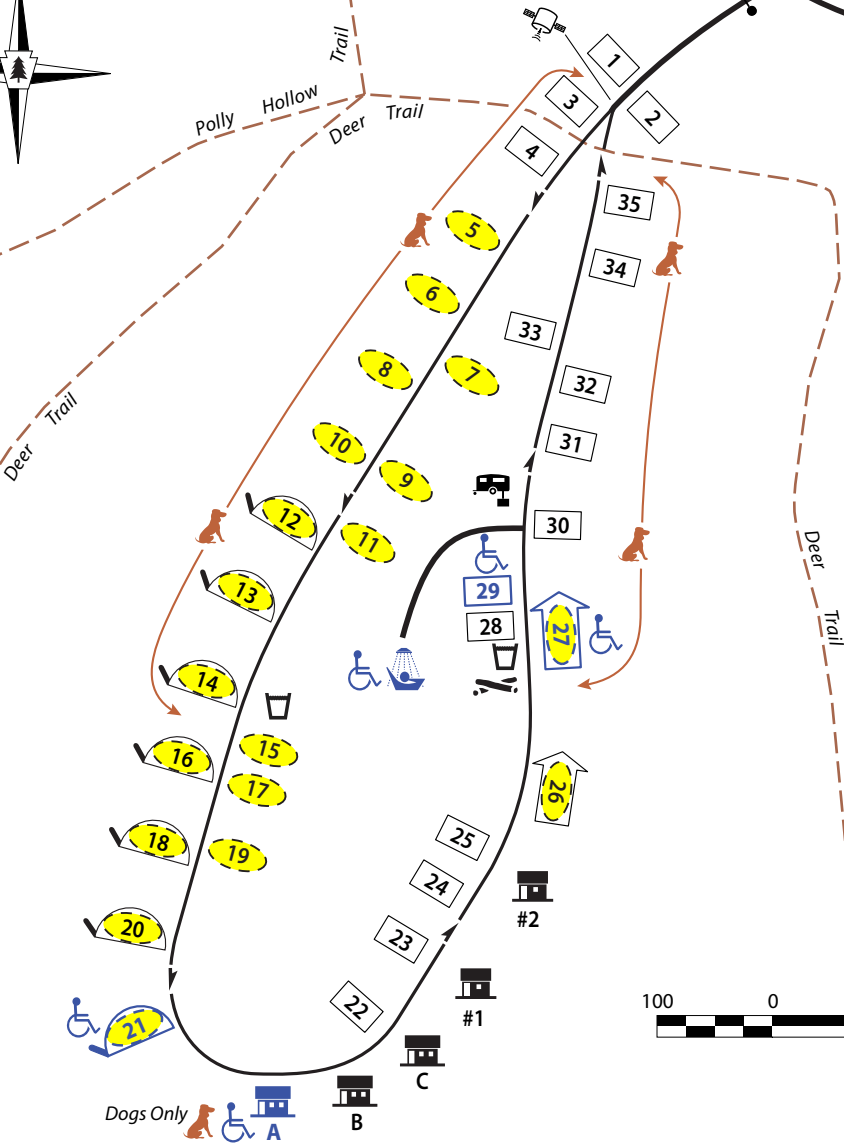
One-way Road

Gate

Parking

Trail

GPS DD:
Lat. 39.89029
Long. -80.43947



To
Park Office, Maple Grove Day Use Area

CAMPING SEASON

Campground is open year round.

RESERVATIONS

Make online reservations at
www.dcnr.pa.gov/StateParks
or call toll-free 888-PA-PARKS
(888-727-2757).

EQUIPMENT ACCOMMODATION GUIDE

Camping Spur Lengths	30' to 50'
----------------------	------------

McNay Ridge
Organized
Group Tenting